

2018 IWWF WORLD JUNIOR WATERSKI CHAMPIONSHIPS




Girls Slalom Results

Homologation: World record

| Bib | Name | Country | Categ. | Preliminary | Final | Overall | Team |
|-----|--|---------|--------|---------------|---------------|---------|---------|
| 1 | (32) ROSS Neilly | CAN | -17 F | 0,50/55/11.25 | 4,50/55/11.25 | | 948,98 |
| 2 | (40) JARAMILLO E. Luisa | COL | -17 F | 1,00/55/10.75 | 3,00/55/11.25 | 1000,00 | 1000,00 |
| 3 | (117) GARCIA Alexandra | *USA | -17 F | 5,50/55/12.00 | 2,00/55/11.25 | | |
| 4 | (26) TRUBSKAYA Valeryia | BLR | -17 F | 4,50/55/12.00 | 1,50/55/11.25 | 887,76 | 887,76 |
| 5 | (115) BALDWIN Kristen | USA | -17 F | 2,00/55/11.25 | 0,00/55/11.25 | 897,96 | 897,96 |
| 6 | (14) SIMMONDS Tayla | AUS | -17 F | 5,50/55/12.00 | 5,00/55/12.00 | | 846,94 |
| 7 | (8) FERGUSON Sade | AUS | -17 F | 4,00/55/11.25 | 4,50/55/12.00 | 938,78 | 938,78 |
| 8 | (120) HANSEN Kennedy | USA | -17 F | 1,00/55/11.25 | 4,00/55/12.00 | 877,55 | 877,55 |
| 9 | (2) GIORDANO Paloma | ARG | -17 F | 4,00/55/12.00 | 3,50/55/12.00 | | 816,33 |
| 9 | (24) PARKHOMENKA Alena | BLR | -17 F | 3,50/55/12.00 | 3,50/55/12.00 | 806,12 | 806,12 |
| 11 | (56) ANGUENOT Inès | FRA | -17 F | 4,00/55/12.00 | 3,00/55/12.00 | 816,33 | 816,33 |
| 12 | (9) FERGUSON Molly | *AUS | -17 F | 3,50/55/12.00 | 4,50/55/13.00 | | |
| 13 | (12) NOWLAN Sierra | *AUS | -17 F | 3,00/55/12.00 | | | |
| 13 | (77) YOONG HANIFAH Aaliyah | MAS | -17 F | 3,00/55/12.00 | | 795,92 | 795,92 |
| 15 | (39) JARAMILLO E. Isabela | COL | -17 F | 2,50/55/12.00 | | 785,71 | 785,71 |
| 16 | (58) GENELOT Mathilde | FRA | -17 F | 2,25/55/12.00 | | 780,61 | 780,61 |
| 17 | (36) GONZALEZ Dominga | CHI | -17 F | 2,00/55/12.00 | | | 775,51 |
| 17 | (94) HARRAWAY Meg | NZL | -17 F | 2,00/55/12.00 | | 775,51 | 775,51 |
| 17 | (5) MOCIULSKY Violeta | ARG | -17 F | 2,00/55/12.00 | | 775,51 | 775,51 |
| 20 | (112) MAKSIMENKOVA Sofia | UKR | -17 F | 1,50/55/12.00 | | 765,31 | 765,31 |
| 20 | (70) PAPOUDI Michaela | GRE | -17 F | 1,50/55/12.00 | | | 765,31 |
| 20 | (113) PROSVETOVA Stanislava | UKR | -17 F | 1,50/55/12.00 | | 765,31 | 765,31 |
| 20 | (99) TEJADA CAVERO Andrea. | PER | -17 F | 1,50/55/12.00 | | | 765,31 |
| 24 | (73) BARONE Federica | ITA | -17 F | 5,00/55/13.00 | | | 714,29 |
| 24 | (104) FÄH Julie | SUI | -17 F | 5,00/55/13.00 | | | 714,29 |
| 24 | (75) SACCO Arianna | ITA | -17 F | 5,00/55/13.00 | | 714,29 | 714,29 |
| 24 | (61) SONIER Perrine | FRA | -17 F | 5,00/55/13.00 | | 714,29 | 714,29 |
| 28 | (81) ANGULO Ana Jose | MEX | -17 F | 4,50/55/13.00 | | | 704,08 |
| 28 | (71) PONTIFIX Athina | GRE | -17 F | 4,50/55/13.00 | | | 704,08 |
| 30 | (44) ANASTASI Stella | CYP | -17 F | 4,00/55/13.00 | | | 693,88 |
| 30 | (108) ORAVCOVA Zuzana | SVK | -17 F | 4,00/55/13.00 | | 693,88 | 693,88 |
| 30 | (15) TEAGUE Abbey | AUS | -17 F | 4,00/55/13.00 | | 693,88 | 693,88 |
| 30 | (68) YORKE-DAVIES Saba | GBR | -17 F | 4,00/55/13.00 | | 693,88 | 693,88 |
| 34 | (46) LOIZIDOU Florentia | CYP | -17 F | 3,00/55/13.00 | | | 673,47 |
| 34 | (106) PATUREL Lena | SUI | -17 F | 3,00/55/13.00 | | | 673,47 |
| 34 | (72) VLACHAKOU Kiriaki-Eleni | GRE | -17 F | 3,00/55/13.00 | | | 673,47 |
| 37 | (102) BÜRGE Mara | SUI | -17 F | 2,00/55/13.00 | | | 653,06 |
| 37 | (27) CHUTE Olivia | CAN | -17 F | 2,00/55/13.00 | | | 653,06 |
| 39 | * (51) ESCOLAR NORIEGA FRADES Patricia | ESP | -17 F | 1,50/55/13.00 | | | |
| 39 | (21) KHUKHRAKOVA Irina | BLR | -17 F | 1,50/55/13.00 | | 642,86 | 642,86 |
| 41 | (20) BECKERS Ibe | BEL | -17 F | 1,00/55/13.00 | | | 632,65 |
| 41 | (88) JULSING Klaske | NED | -17 F | 1,00/55/13.00 | | | 632,65 |
| 43 | (16) AHAMMER Elena | AUT | -17 F | 0,50/55/13.00 | | 622,45 | 622,45 |
| 43 | (37) GONZALEZ Josefa | CHI | -17 F | 0,50/55/13.00 | | | 622,45 |
| 45 | (45) CONSTANTINOU Artemis | CYP | -17 F | 4,00/55/14.25 | | | 571,43 |
| 45 | (19) SCHMIDBERGER Theresa | AUT | -17 F | 4,00/55/14.25 | | 571,43 | 571,43 |
| 47 | (91) VAN BERGEN Eva | NED | -17 F | 3,00/55/14.25 | | | 551,02 |
| 48 | (4) GISLER Terhi | ARG | -17 F | 2,50/55/14.25 | | 540,82 | 540,82 |
| 49 | (49) BARJAU BOADA Sandra | ESP | -17 F | 2,00/55/14.25 | | 530,61 | 530,61 |
| 50 | (42) VERSWYVEL G. Daniela | COL | -17 F | 1,50/55/14.25 | | 520,41 | 520,41 |
| 51 | (63) FEARN Georgia | GBR | -17 F | 4,00/55/16.00 | | 448,98 | 448,98 |
| 52 | (48) BARJAU BOADA Claudia | ESP | -17 F | 2,50/55/16.00 | | 418,37 | 418,37 |
| 53 | (67) SCUTT Emma | GBR | -17 F | 1,00/55/16.00 | | 387,76 | 387,76 |

2018 IWWF WORLD JUNIOR WATERSKI CHAMPIONSHIPS

Page 2
05/08/2018

| Bib | Name | Country | Categ. | Preliminary | Final | Overall | Team |
|-----|------------------------|---|--------|---------------|-------|---------|--------|
| 54 | (96) WILLIAMS Courtney | NZL  | -17 F | 3,50/55/18.25 | | 316,33 | 316,33 |
| 55 | (80) ALHACH Martina | MEX  | -17 F | 0,00/55/18.25 | | | 244,90 |
| 56 | (107) WOLFISBERG Kirsi | SUI  | -17 F | 1,00/49 | | 20,41 | 20,41 |

2018 IWWF WORLD JUNIOR WATERSKI CHAMPIONSHIPS

Boys Slalom Results

Homologation: World record

| Bib | Name | Country | Categ. | Preliminary | Final | Overall | Team |
|-----|---------------------------------|---------|--------|---------------|---------------|---------|---------|
| 1 | (41) JARAMILLO E. Federico | COL | -17 M | 2,00/58/10.75 | 2,50/58/10.75 | 1000,00 | 1000,00 |
| 2 | (110) TÖRNQUIST Tim | SWE | -17 M | 1,00/58/10.75 | 2,00/58/10.75 | | 990,10 |
| 3 | (124) REESE Garrett | *USA | -17 M | 3,50/58/11.25 | 2,00/58/10.75 | | |
| 4 | (60) ROUSSELOT Nicolas | FRA | -17 M | 2,00/58/10.75 | 1,00/58/10.75 | 990,10 | 990,10 |
| 5 | (00) STANGE Griffin | USA | -17 M | 3,00/58/11.25 | 5,00/58/11.25 | | 930,69 |
| 5 | (62) WITCZAK Thomas | FRA | -17 M | 4,00/58/11.25 | 5,00/58/11.25 | | 930,69 |
| 7 | (100) STEGMANN Nicholas | RSA | -17 M | 2,00/58/10.75 | 4,25/58/11.25 | | 990,10 |
| 8 | (3) GIORGIS Tobias | ARG | -17 M | 4,50/58/11.25 | 3,00/58/11.25 | 920,79 | 920,79 |
| 9 | (11) NATHANAIL Pavlos | GRE | -17 M | 3,00/58/11.25 | 1,50/58/11.25 | | 891,09 |
| 10 | (82) DE URIARTE Rodrigo | MEX | -17 M | 3,00/58/11.25 | 4,50/58/12.00 | 891,09 | 891,09 |
| 11 | (31) MCCORMICK Noah | CAN | -17 M | 4,00/58/11.25 | 3,00/58/12.00 | 910,89 | 910,89 |
| 12 | (83) FONT Patricio | MEX | -17 M | 4,00/58/11.25 | 3,50/58/13.00 | | 910,89 |
| 13 | (57) DUPLAN-FRIBOURG Pol | FRA | -17 M | 2,50/58/11.25 | | 881,19 | 881,19 |
| 14 | (47) PAPA CONSTANTINOU Georgios | CYP | -17 M | 2,00/58/11.25 | | | 871,29 |
| 14 | (6) ZOHAR Patricio | ARG | -17 M | 2,00/58/11.25 | | 871,29 | 871,29 |
| 16 | (59) MOREL Benjamin | *FRA | -17 M | 1,50/58/11.25 | | | |
| 17 | (116) BUTTERFIELD Zachary | *USA | -17 M | 1,00/58/11.25 | | 851,49 | |
| 17 | (103) COGNE Tancredi | SUI | -17 M | 1,00/58/11.25 | | | 851,49 |
| 19 | (7) CHRISTIE Bailey | AUS | -17 M | 0,50/58/11.25 | | 841,58 | 841,58 |
| 19 | (17) ENGELHARDT Moritz | AUT | -17 M | 0,50/58/11.25 | | | 841,58 |
| 19 | (18) GSCHIEL Alexander | AUT | -17 M | 0,50/58/11.25 | | 841,58 | 841,58 |
| 22 | (23) MELNIK Stsiapan | BLR | -17 M | 5,00/58/12.00 | | 811,88 | 811,88 |
| 23 | (30) LUCAS Carter | CAN | -17 M | 4,00/58/12.00 | | 792,08 | 792,08 |
| 23 | (114) SAMOILOV Alexander | UKR | -17 M | 4,00/58/12.00 | | 792,08 | 792,08 |
| 25 | (86) KEUSSEOGLOU Alexis | MON | -17 M | 3,50/58/12.00 | | | 782,18 |
| 25 | (55) TEIXIDOR JUNIOR Dani | ESP | -17 M | 3,50/58/12.00 | | | 782,18 |
| 27 | (121) KELLER Blake | USA | -17 M | 3,00/58/12.00 | | 772,28 | 772,28 |
| 28 | (74) BISETTI Bryan | ITA | -17 M | 2,50/58/12.00 | | 762,38 | 762,38 |
| 28 | (109) BLOMQUIST Alexander | SWE | -17 M | 2,50/58/12.00 | | | 762,38 |
| 30 | (50) DONATIU VIÑAS Pablo | ESP | -17 M | 2,00/58/12.00 | | 752,48 | 752,48 |
| 30 | (22) LAPKOUSKI Kiryl | BLR | -17 M | 2,00/58/12.00 | | 752,48 | 752,48 |
| 30 | (13) SCIACCA Ryan | AUS | -17 M | 2,00/58/12.00 | | 752,48 | 752,48 |
| 33 | (28) EDWARDS Josh | CAN | -17 M | 1,50/58/12.00 | | 742,57 | 742,57 |
| 33 | (93) HAMILTON Blake | NZL | -17 M | 1,50/58/12.00 | | 742,57 | 742,57 |
| 33 | (64) JAYS Danny | GBR | -17 M | 1,50/58/12.00 | | 742,57 | 742,57 |
| 33 | (90) KORSTEN Matthijs | NED | -17 M | 1,50/58/12.00 | | | 742,57 |
| 33 | (52) PREGEL BOLLMAN Alex | ESP | -17 M | 1,50/58/12.00 | | 742,57 | 742,57 |
| 33 | (43) VERSWYVEL G. Martin | COL | -17 M | 1,50/58/12.00 | | 742,57 | 742,57 |
| 39 | (92) GIBSON Will | NZL | -17 M | 0,50/58/12.00 | | 722,77 | 722,77 |
| 39 | (65) ROBINSON Marcus | GBR | -17 M | 0,50/58/12.00 | | 722,77 | 722,77 |
| 41 | (66) SCUTT Oli | GBR | -17 M | 5,00/58/13.00 | | 693,07 | 693,07 |
| 42 | (10) KELLY Levi | AUS | -17 M | 4,50/58/13.00 | | 683,17 | 683,17 |
| 43 | (105) FREI Mike | SUI | -17 M | 4,00/58/13.00 | | | 673,27 |
| 43 | (76) TRANI Gabriele | ITA | -17 M | 4,00/58/13.00 | | | 673,27 |
| 45 | (54) TEIXIDOR Tono | ESP | -17 M | 3,50/58/13.00 | | | 663,37 |
| 46 | (111) FILARETOV Damir | UKR | -17 M | 3,00/58/13.00 | | 653,47 | 653,47 |
| 46 | (89) JUSLING Hugo | NED | -17 M | 3,00/58/13.00 | | | 653,47 |
| 48 | (87) MARSAN Alexandre | MON | -17 M | 2,25/58/13.00 | | | 638,61 |
| 49 | (118) GAY Ryan | USA | -17 M | 2,00/58/13.00 | | | 633,66 |
| 49 | (25) PETRENKO Stefan | BLR | -17 M | 2,00/58/13.00 | | 633,66 | 633,66 |
| 51 | (85) OTERO Mauricio Jr. | MEX | -17 M | 5,00/58/14.25 | | 574,26 | 574,26 |
| 52 | (34) CORREA MULLER Francisco | CHI | -17 M | 4,00/58/14.25 | | | 554,46 |
| 52 | (35) DEBARBIERI Renato | CHI | -17 M | 4,00/58/14.25 | | | 554,46 |

2018 IWWF WORLD JUNIOR WATERSKI CHAMPIONSHIPS

 Page 4
 05/08/2018

| Bib | Name | Country | Categ. | Preliminary | Final | Overall | Team |
|-----|----------------------------|---------|--------|---------------|-------|---------|--------|
| 54 | (38) LABRA Martin | CHI | -17 M | 3,50/58/14.25 | | 544,55 | 544,55 |
| 55 | (95) SHIRLEY Zac | NZL | -17 M | 3,00/58/14.25 | | 534,65 | 534,65 |
| 56 | * (53) PREGEL BOLLMAN Eric | *ESP | -17 M | 1,50/58/14.25 | | | |
| 57 | (33) ALEMPARTE Miguel | CHI | -17 M | 4,50/58/16.00 | | | 445,54 |
| 58 | (78) YOONG HANIFAH Aiden | MAS | -17 M | 2,50/58/18.25 | | | 287,13 |
| 59 | (79) YOONG HANIFAH Adam | MAS | -17 M | 5,50/52 | | | 108,91 |
| 60 | (29) KRAUS Sean | CAN | -17 M | 4,50/52 | | 89,11 | 89,11 |

Girls Tricks Results

Homologation: World record

| Bib | Name | Country | Categ. | Preliminary | Final | Overall | Team |
|-----|------------------------------|---------|--------|-------------|-------|---------|---------|
| 1 | (32) ROSS Neilly | CAN | -17 F | 8290 | 9570 | | 1000,00 |
| 2 | (120) HANSEN Kennedy | USA | -17 F | 7490 | 7750 | 1000,00 | 809,82 |
| 3 | (42) VERSWYVEL G. Daniela | COL | -17 F | 5340 | 6120 | 789,68 | 639,50 |
| 4 | (77) YOONG HANIFAH Aaliyah | MAS | -17 F | 6020 | 5790 | 776,77 | 629,05 |
| 5 | (24) PARKHOMENKA Alena | BLR | -17 F | 6090 | 5500 | 785,81 | 636,36 |
| 6 | (101) POLITOVA Varvara | RUS | -17 F | 5280 | 5330 | | 556,95 |
| 7 | (115) BALDWIN Kristen | USA | -17 F | 5300 | 5290 | 683,87 | 553,81 |
| 8 | (119) GRATHWOHL Allyson | *USA | -17 F | 5340 | 5240 | | |
| 8 | (14) SIMMONDS Tayla | AUS | -17 F | 6190 | 5240 | | 646,81 |
| 10 | (70) PAPOUDI Michaela | GRE | -17 F | 5180 | 5190 | | 542,32 |
| 11 | (20) BECKERS Ibe | BEL | -17 F | 5620 | 5010 | | 587,25 |
| 12 | (56) ANGUENOT Inès | FRA | -17 F | 4700 | 4460 | 606,45 | 491,12 |
| 13 | (40) JARAMILLO E. Luisa | COL | -17 F | 4660 | | 601,29 | 486,94 |
| 14 | (37) GONZALEZ Josefa | CHI | -17 F | 4480 | | | 468,13 |
| 15 | (26) TRUBSKAYA Valeryia | BLR | -17 F | 4390 | | 566,45 | 458,73 |
| 16 | (2) GIORDANO Paloma | ARG | -17 F | 4380 | | | 457,68 |
| 17 | (61) SONIER Perrine | FRA | -17 F | 4220 | | 544,52 | 440,96 |
| 18 | (102) BÜRGE Mara | SUI | -17 F | 4210 | | | 439,92 |
| 19 | (58) GENELOT Mathilde | FRA | -17 F | 4170 | | 538,06 | 435,74 |
| 20 | (8) FERGUSON Sade | AUS | -17 F | 4020 | | 518,71 | 420,06 |
| 21 | (113) PROSVETOVA Stanislava | UKR | -17 F | 3990 | | 514,84 | 416,93 |
| 22 | (5) MOCIULSKY Violeta | ARG | -17 F | 3850 | | 496,77 | 402,30 |
| 23 | (21) KHUKHRAKOVA Irina | BLR | -17 F | 3830 | | 494,19 | 400,21 |
| 24 | (36) GONZALEZ Dominga | CHI | -17 F | 3710 | | | 387,67 |
| 25 | (27) CHUTE Olivia | CAN | -17 F | 3570 | | | 373,04 |
| 26 | (39) JARAMILLO E. Isabela | COL | -17 F | 3530 | | 455,48 | 368,86 |
| 27 | (108) ORAVCOVA Zuzana | SVK | -17 F | 3510 | | 452,90 | 366,77 |
| 28 | (107) WOLFISBERG Kirsi | SUI | -17 F | 3500 | | 451,61 | 365,73 |
| 29 | (19) SCHMIDBERGER Theresa | AUT | -17 F | 3340 | | 430,97 | 349,01 |
| 30 | (112) MAKSIMENKOVA Sofia | UKR | -17 F | 3320 | | 428,39 | 346,92 |
| 31 | (15) TEAGUE Abbey | AUS | -17 F | 3260 | | 420,65 | 340,65 |
| 32 | (75) SACCO Arianna | ITA | -17 F | 3190 | | 411,61 | 333,33 |
| 33 | (96) WILLIAMS Courtney | NZL | -17 F | 3170 | | 409,03 | 331,24 |
| 34 | (4) GISLER Terhi | ARG | -17 F | 3080 | | 397,42 | 321,84 |
| 35 | (72) VLACHAKOU Kiriaki-Eleni | GRE | -17 F | 2960 | | | 309,30 |
| 36 | (16) AHAMMER Elena | AUT | -17 F | 2790 | | 360,00 | 291,54 |
| 37 | (48) BARJAU BOADA Claudia | ESP | -17 F | 2600 | | 335,48 | 271,68 |
| 38 | (67) SCUTT Emma | GBR | -17 F | 2490 | | 321,29 | 260,19 |
| 39 | (46) LOIZIDOU Florentia | CYP | -17 F | 2460 | | | 257,05 |
| 40 | (104) FÄH Julie | SUI | -17 F | 1990 | | | 207,94 |
| 41 | (49) BARJAU BOADA Sandra | ESP | -17 F | 1880 | | 242,58 | 196,45 |
| 42 | (68) YORKE-DAVIES Saba | GBR | -17 F | 1760 | | 227,10 | 183,91 |
| 43 | (94) HARRAWAY Meg | NZL | -17 F | 1040 | | 134,19 | 108,67 |
| 44 | (63) FEARN Georgia | GBR | -17 F | 660 | | 85,16 | 68,97 |

2018 IWWF WORLD JUNIOR WATERSKI CHAMPIONSHIPS

Boys Tricks Results






Homologation: World record

| Bib | Name | Country | Categ. | Preliminary | Final | Overall | Team |
|-----|----------------------------|--|--------|-------------|-------|---------|---------|
| 1 | (83) FONT Patricio | MEX  | -17 M | 10790 | 10700 | | 1000,00 |
| 2 | (98) FRANCO BELMONT Felipe | PER  | -17 M | 8220 | 9010 | | 835,03 |
| 3 | (114) SAMOILOV Alexander | UKR  | -17 M | 7620 | 8840 | 1000,00 | 819,28 |
| 4 | (84) FONT Pablo | MEX  | -17 M | 7830 | 8310 | | 770,16 |
| 5 | (118) GAY Ryan | USA  | -17 M | 7510 | 7570 | | 701,58 |
| 6 | (38) LABRA Martin | CHI  | -17 M | 7710 | 7420 | 872,17 | 714,55 |
| 7 | (23) MELNIK Stsiapan | BLR  | -17 M | 7870 | 7070 | 890,27 | 729,38 |
| 8 | (57) DUPLAN-FRIBOURG Pol | FRA  | -17 M | 6140 | 7020 | 794,12 | 650,60 |
| 9 | (18) GSCHIEL Alexander | AUT  | -17 M | 5980 | 5720 | 676,47 | 554,22 |
| 10 | (29) KRAUS Sean | CAN  | -17 M | 5970 | 5690 | 675,34 | 553,29 |
| 11 | (3) GIORGIST Tobias | ARG  | -17 M | 7280 | 5450 | 823,53 | 674,70 |
| 12 | (22) LAPKOUSKI Kiryl | BLR  | -17 M | 5870 | 3720 | 664,03 | 544,02 |
| 13 | (6) ZOHAR Patricio | ARG  | -17 M | 5520 | | 624,43 | 511,58 |
| 14 | (10) KELLY Levi | AUS  | -17 M | 5510 | | 623,30 | 510,66 |
| 15 | (111) FILARETOV Damir | UKR  | -17 M | 5140 | | 581,45 | 476,37 |
| 16 | (41) JARAMILLO E. Federico | COL  | -17 M | 4530 | | 512,44 | 419,83 |
| 17 | (79) YOONG HANIFAH Adam | MAS  | -17 M | 4410 | | | 408,71 |
| 18 | (60) ROUSSELOT Nicolas | FRA  | -17 M | 4360 | | 493,21 | 404,08 |
| 19 | (7) CHRISTIE Bailey | AUS  | -17 M | 4310 | | 487,56 | 399,44 |
| 20 | (85) OTERO Mauricio Jr. | MEX  | -17 M | 4260 | | 481,90 | 394,81 |
| 21 | (74) BISETTI Bryan | ITA  | -17 M | 4170 | | 471,72 | 386,47 |
| 22 | (25) PETRENKO Stefan | BLR  | -17 M | 4090 | | 462,67 | 379,05 |
| 23 | (82) DE URIARTE Rodrigo | MEX  | -17 M | 4080 | | 461,54 | 378,13 |
| 24 | (30) LUCAS Carter | CAN  | -17 M | 3690 | | 417,42 | 341,98 |
| 25 | (78) YOONG HANIFAH Aiden | MAS  | -17 M | 3520 | | | 326,23 |
| 26 | (54) TEIXIDOR Tono | ESP  | -17 M | 3350 | | | 310,47 |
| 27 | (95) SHIRLEY Zac | NZL  | -17 M | 3320 | | 375,57 | 307,69 |
| 28 | (31) MCCORMICK Noah | CAN  | -17 M | 3240 | | 366,52 | 300,28 |
| 29 | (13) SCIACCA Ryan | AUS  | -17 M | 3230 | | 365,38 | 299,35 |
| 30 | (65) ROBINSON Marcus | GBR  | -17 M | 3050 | | 345,02 | 282,67 |
| 31 | (116) BUTTERFIELD Zachary | *USA  | -17 M | 3030 | | 342,76 | |
| 32 | (55) TEIXIDOR JUNIOR Dani | ESP  | -17 M | 2920 | | | 270,62 |
| 33 | (103) COGNE Tancredi | SUI  | -17 M | 2900 | | | 268,77 |
| 34 | (52) PREGEL BOLLMAN Alex | ESP  | -17 M | 2710 | | 306,56 | 251,16 |
| 35 | (43) VERSWYVEL G. Martin | COL  | -17 M | 2680 | | 303,17 | 248,38 |
| 36 | (90) KORSTEN Matthijs | NED  | -17 M | 2330 | | | 215,94 |
| 37 | (66) SCUTT Oli | GBR  | -17 M | 2270 | | 256,79 | 210,38 |
| 38 | (92) GIBSON Will | NZL  | -17 M | 2060 | | 233,03 | 190,92 |
| 39 | (28) EDWARDS Josh | CAN  | -17 M | 1890 | | 213,80 | 175,16 |
| 40 | (64) JAYS Danny | GBR  | -17 M | 1730 | | 195,70 | 160,33 |
| 41 | (121) KELLER Blake | USA  | -17 M | 1660 | | 187,78 | 153,85 |
| 42 | (50) DONATIU VIÑAS Pablo | ESP  | -17 M | 1650 | | 186,65 | 152,92 |
| 43 | (89) JLSING Hugo | NED  | -17 M | 1550 | | | 143,65 |
| 44 | (93) HAMILTON Blake | NZL  | -17 M | 1460 | | 165,16 | 135,31 |
| 45 | (97) WILLIAMS Mitchell | NZL  | -17 M | 830 | | | 76,92 |

2018 IWWF WORLD JUNIOR WATERSKI CHAMPIONSHIPS

Girls Jump Results





Homologation: World record

| Bib | Name | Country | Categ. | Preliminary | Final | Overall | Team |
|-----|-----------------------------|---|--------|---------------|---------------|---------|---------|
| 1 | (8) FERGUSON Sade | AUS  | -17 F | 41,0m (135ft) | 41,4m (136ft) | 986,11 | 986,11 |
| 2 | (112) MAKSIMENKOVA Sofia | UKR  | -17 F | 41,5m (136ft) | 41,3m (135ft) | 989,58 | 989,58 |
| 3 | (113) PROSVETOVA Stanislava | UKR  | -17 F | 41,8m (137ft) | 41,1m (135ft) | 1000,00 | 1000,00 |
| 4 | (56) ANGUENOT Inès | FRA  | -17 F | 40,1m (132ft) | 40,9m (134ft) | 968,75 | 968,75 |
| 5 | (120) HANSEN Kennedy | USA  | -17 F | 38,6m (127ft) | 38,8m (127ft) | 895,83 | 895,83 |
| 6 | (61) SONIER Perrine | FRA  | -17 F | 39,7m (130ft) | 38,6m (127ft) | 927,08 | 927,08 |
| 7 | (24) PARKHOMENKA Alena | BLR  | -17 F | 37,4m (123ft) | 37,8m (124ft) | 861,11 | 861,11 |
| 8 | (19) SCHMIDBERGER Theresa | AUT  | -17 F | 38,2m (125ft) | 37,3m (122ft) | 875,00 | 875,00 |
| 9 | (122) KOSEK Tianna | *USA  | -17 F | 39,0m (128ft) | 36,6m (120ft) | | |
| 10 | (16) AHAMMER Elena | AUT  | -17 F | 38,1m (125ft) | 36,2m (119ft) | 871,53 | 871,53 |
| 11 | (9) FERGUSON Molly | *AUS  | -17 F | 38,0m (125ft) | 35,3m (116ft) | | |
| 12 | (15) TEAGUE Abbey | AUS  | -17 F | 35,9m (118ft) | 34,0m (112ft) | 795,14 | 795,14 |
| 13 | (77) YOONG HANIFAH Aaliyah | MAS  | -17 F | 35,6m (117ft) | | 784,72 | 784,72 |
| 14 | (115) BALDWIN Kristen | USA  | -17 F | 34,7m (114ft) | | 753,47 | 753,47 |
| 15 | (94) HARRAWAY Meg | NZL  | -17 F | 33,7m (111ft) | | 718,75 | 718,75 |
| 16 | (108) ORAVCOVA Zuzana | SVK  | -17 F | 32,9m (108ft) | | 690,97 | 690,97 |
| 17 | (21) KHUKHRAKOVA Irina | BLR  | -17 F | 32,5m (107ft) | | 677,08 | 677,08 |
| 18 | (26) TRUBSKAYA Valeryia | BLR  | -17 F | 32,1m (105ft) | | 663,19 | 663,19 |
| 19 | (4) GISLER Terhi | ARG  | -17 F | 31,4m (103ft) | | 638,89 | 638,89 |
| 19 | (99) TEJADA CAVERO Andrea. | PER  | -17 F | 31,4m (103ft) | | 638,89 | 638,89 |
| 21 | (75) SACCO Arianna | ITA  | -17 F | 31,3m (103ft) | | 635,42 | 635,42 |
| 22 | (58) GENELOT Mathilde | FRA  | -17 F | 31,2m (102ft) | | 631,94 | 631,94 |
| 23 | (96) WILLIAMS Courtney | NZL  | -17 F | 31,1m (102ft) | | 628,47 | 628,47 |
| 24 | (5) MOCIULSKY Violeta | ARG  | -17 F | 30,3m (99ft) | | 600,69 | 600,69 |
| 25 | (39) JARAMILLO E. Isabela | COL  | -17 F | 30,1m (99ft) | | 593,75 | 593,75 |
| 26 | (63) FEARN Georgia | GBR  | -17 F | 27,9m (92ft) | | 517,36 | 517,36 |
| 27 | (67) SCUTT Emma | GBR  | -17 F | 27,8m (91ft) | | 513,89 | 513,89 |
| 28 | (107) WOLFISBERG Kirsi | SUI  | -17 F | 26,8m (88ft) | | 479,17 | 479,17 |
| 29 | (40) JARAMILLO E. Luisa | COL  | -17 F | 26,1m (86ft) | | 454,86 | 454,86 |
| 30 | (42) VERSWYVEL G. Daniela | COL  | -17 F | 22,7m (74ft) | | 336,81 | 336,81 |
| 31 | (48) BARJAU BOADA Claudia | ESP  | -17 F | 21,7m (71ft) | | 302,08 | 302,08 |
| 32 | (49) BARJAU BOADA Sandra | ESP  | -17 F | 19,0m (62ft) | | 208,33 | 208,33 |
| 33 | (68) YORKE-DAVIES Saba | GBR  | -17 F | 18,7m (61ft) | | 197,92 | 197,92 |

2018 IWWF WORLD JUNIOR WATERSKI CHAMPIONSHIPS
















Boys Jump Results

Homologation: World record

| Bib | Name | Country | Categ. | Preliminary | Final | Overall | Team |
|----------|-------------------------|---|--------|---------------|---------------|---------|---------|
| 1 (114) | SAMOILOV Alexander | UKR  | -17 M | 55,7m (183ft) | 56,0m (184ft) | 1000,00 | 1000,00 |
| 2 (121) | KELLER Blake | USA  | -17 M | 53,5m (176ft) | 55,2m (181ft) | 977,78 | 977,78 |
| 3 (3) | GIORGIS Tobias | ARG  | -17 M | 52,5m (172ft) | 53,9m (177ft) | 941,67 | 941,67 |
| 4 (125) | ROBERTS William | USA  | -17 M | 54,9m (180ft) | 53,8m (177ft) | | 969,44 |
| 5 (92) | GIBSON Will | NZL  | -17 M | 51,7m (170ft) | 51,9m (170ft) | 886,11 | 886,11 |
| 6 (57) | DUPLAN-FRIBOURG Pol | FRA  | -17 M | 51,6m (169ft) | 51,7m (170ft) | 880,56 | 880,56 |
| 7 (74) | BISSETTI Bryan | ITA  | -17 M | 50,1m (164ft) | 51,6m (169ft) | 877,78 | 877,78 |
| 8 (25) | PETRENKO Stefan | BLR  | -17 M | 49,6m (163ft) | 50,2m (165ft) | 838,89 | 838,89 |
| 9 (126) | STACKPOLE Brett | *USA  | -17 M | 48,8m (160ft) | 49,8m (163ft) | | |
| 10 (13) | SCIACCA Ryan | AUS  | -17 M | 50,1m (164ft) | 49,1m (161ft) | 836,11 | 836,11 |
| 11 (6) | ZOHAR Patricio | ARG  | -17 M | 48,6m (159ft) | 48,7m (160ft) | 797,22 | 797,22 |
| 12 (110) | TÖRNQUIST Tim | SWE  | -17 M | 49,8m (163ft) | 45,3m (149ft) | | 827,78 |
| 13 (116) | BUTTERFIELD Zachary | *USA  | -17 M | 48,1m (158ft) | | 780,56 | |
| 13 (123) | LEUTZ Jonathan | *USA  | -17 M | 48,1m (158ft) | | | |
| 15 (30) | LUCAS Carter | CAN  | -17 M | 47,0m (154ft) | | 750,00 | 750,00 |
| 16 (28) | EDWARDS Josh | CAN  | -17 M | 46,4m (152ft) | | 733,33 | 733,33 |
| 17 (10) | KELLY Levi | AUS  | -17 M | 45,2m (148ft) | | 700,00 | 700,00 |
| 18 (23) | MELNIK Stsiapan | BLR  | -17 M | 44,5m (146ft) | | 680,56 | 680,56 |
| 19 (35) | DEBARBIERI Renato | CHI  | -17 M | 42,3m (139ft) | | | 619,44 |
| 20 (7) | CHRISTIE Bailey | AUS  | -17 M | 41,3m (135ft) | | 591,67 | 591,67 |
| 21 (82) | DE URIARTE Rodrigo | MEX  | -17 M | 41,0m (135ft) | | 583,33 | 583,33 |
| 22 (60) | ROUSSELOT Nicolas | FRA  | -17 M | 40,9m (134ft) | | 580,56 | 580,56 |
| 23 (109) | BLOMQVIST Alexander | SWE  | -17 M | 40,2m (132ft) | | | 561,11 |
| 24 (95) | SHIRLEY Zac | NZL  | -17 M | 40,1m (132ft) | | 558,33 | 558,33 |
| 25 (18) | GSCHIEL Alexander | AUT  | -17 M | 39,2m (129ft) | | 533,33 | 533,33 |
| 26 (22) | LAPKOUSKI Kiryl | BLR  | -17 M | 39,0m (128ft) | | 527,78 | 527,78 |
| 27 (111) | FILARETOV Damir | UKR  | -17 M | 38,3m (126ft) | | 508,33 | 508,33 |
| 28 (41) | JARAMILLO E. Federico | COL  | -17 M | 38,1m (125ft) | | 502,78 | 502,78 |
| 28 (43) | VERSWYVEL G. Martin | COL  | -17 M | 38,1m (125ft) | | 502,78 | 502,78 |
| 30 (29) | KRAUS Sean | CAN  | -17 M | 36,8m (121ft) | | 466,67 | 466,67 |
| 31 (66) | SCUTT Oli | GBR  | -17 M | 35,7m (117ft) | | 436,11 | 436,11 |
| 32 (33) | ALEMPARTE Miguel | CHI  | -17 M | 35,3m (116ft) | | | 425,00 |
| 33 (65) | ROBINSON Marcus | GBR  | -17 M | 34,6m (114ft) | | 405,56 | 405,56 |
| 34 (50) | DONATIU VIÑAS Pablo | ESP  | -17 M | 34,1m (112ft) | | 391,67 | 391,67 |
| 35 (85) | OTERO Mauricio Jr. | MEX  | -17 M | 33,6m (110ft) | | 377,78 | 377,78 |
| 36 (31) | MCCORMICK Noah | CAN  | -17 M | 33,0m (108ft) | | 361,11 | 361,11 |
| 36 (97) | WILLIAMS Mitchell | NZL  | -17 M | 33,0m (108ft) | | | 361,11 |
| 38 (93) | HAMILTON Blake | NZL  | -17 M | 29,0m (95ft) | | 250,00 | 250,00 |
| 39 (38) | LABRA Martin | CHI  | -17 M | 28,1m (92ft) | | 225,00 | 225,00 |
| 40 (34) | CORREA MULLER Francisco | CHI  | -17 M | 27,6m (91ft) | | | 211,11 |
| 41 (64) | JAYS Danny | GBR  | -17 M | 26,7m (88ft) | | 186,11 | 186,11 |
| 42 (52) | PREGEL BOLLMAN Alex | ESP  | -17 M | 26,0m (85ft) | | 166,67 | 166,67 |






























2018 IWWF WORLD JUNIOR WATERSKI CHAMPIONSHIPS

Girls Overall Results

| Bib | Name | Country | Categ. | Slalom | Tricks | Jump | Overall |
|-----|-----------------------------|---|--------|---------|---------|---------|---------|
| 1 | (120) HANSEN Kennedy | USA  | -17 F | 877,55 | 1000,00 | 895,83 | 2773,38 |
| 2 | (24) PARKHOMENKA Alena | BLR  | -17 F | 806,12 | 785,81 | 861,11 | 2453,04 |
| 3 | (8) FERGUSON Sade | AUS  | -17 F | 938,78 | 518,71 | 986,11 | 2443,60 |
| 4 | (56) ANGUENOT Inès | FRA  | -17 F | 816,33 | 606,45 | 968,75 | 2391,53 |
| 5 | (77) YOONG HANIFAH Aaliyah | MAS  | -17 F | 795,92 | 776,77 | 784,72 | 2357,41 |
| 6 | (115) BALDWIN Kristen | USA  | -17 F | 897,96 | 683,87 | 753,47 | 2335,30 |
| 7 | (113) PROSVETOVA Stanislava | UKR  | -17 F | 765,31 | 514,84 | 1000,00 | 2280,15 |
| 8 | (61) SONIER Perrine | FRA  | -17 F | 714,29 | 544,52 | 927,08 | 2185,89 |
| 9 | (112) MAKSIMENKOVA Sofia | UKR  | -17 F | 765,31 | 428,39 | 989,58 | 2183,28 |
| 10 | (26) TRUBSKAYA Valeryia | BLR  | -17 F | 887,76 | 566,45 | 663,19 | 2117,40 |
| 11 | (40) JARAMILLO E. Luisa | COL  | -17 F | 1000,00 | 601,29 | 454,86 | 2056,15 |
| 12 | (58) GENELOT Mathilde | FRA  | -17 F | 780,61 | 538,06 | 631,94 | 1950,61 |
| 13 | (15) TEAGUE Abbey | AUS  | -17 F | 693,88 | 420,65 | 795,14 | 1909,67 |
| 14 | (19) SCHMIDBERGER Theresa | AUT  | -17 F | 571,43 | 430,97 | 875,00 | 1877,40 |
| 15 | (5) MOCIULSKY Violeta | ARG  | -17 F | 775,51 | 496,77 | 600,69 | 1872,97 |
| 16 | (16) AHAMMER Elena | AUT  | -17 F | 622,45 | 360,00 | 871,53 | 1853,98 |
| 17 | (108) ORAVCOVA Zuzana | SVK  | -17 F | 693,88 | 452,90 | 690,97 | 1837,75 |
| 18 | (39) JARAMILLO E. Isabela | COL  | -17 F | 785,71 | 455,48 | 593,75 | 1834,94 |
| 19 | (21) KHUKHRAKOVA Irina | BLR  | -17 F | 642,86 | 494,19 | 677,08 | 1814,13 |
| 20 | (75) SACCO Arianna | ITA  | -17 F | 714,29 | 411,61 | 635,42 | 1761,32 |
| 21 | (42) VERSWYVEL G. Daniela | COL  | -17 F | 520,41 | 789,68 | 336,81 | 1646,90 |
| 22 | (94) HARRAWAY Meg | NZL  | -17 F | 775,51 | 134,19 | 718,75 | 1628,45 |
| 23 | (4) GISLER Terhi | ARG  | -17 F | 540,82 | 397,42 | 638,89 | 1577,13 |
| 24 | (96) WILLIAMS Courtney | NZL  | -17 F | 316,33 | 409,03 | 628,47 | 1353,83 |
| 25 | (67) SCUTT Emma | GBR  | -17 F | 387,76 | 321,29 | 513,89 | 1222,94 |
| 26 | (68) YORKE-DAVIES Saba | GBR  | -17 F | 693,88 | 227,10 | 197,92 | 1118,90 |
| 27 | (48) BARJAU BOADA Claudia | ESP  | -17 F | 418,37 | 335,48 | 302,08 | 1055,93 |
| 28 | (63) FEARN Georgia | GBR  | -17 F | 448,98 | 85,16 | 517,36 | 1051,50 |
| 29 | (49) BARJAU BOADA Sandra | ESP  | -17 F | 530,61 | 242,58 | 208,33 | 981,52 |
| 30 | (107) WOLFISBERG Kirsi | SUI  | -17 F | 20,41 | 451,61 | 479,17 | 951,19 |

2018 IWWF WORLD JUNIOR WATERSKI CHAMPIONSHIPS

Boys Overall Results

| Bib | Name | Country | Categ. | Slalom | Tricks | Jump | Overall |
|----------|-----------------------|---|--------|---------|---------|---------|---------|
| 1 (114) | SAMOILOV Alexander | UKR  | -17 M | 792,08 | 1000,00 | 1000,00 | 2792,08 |
| 2 (3) | GIORGIS Tobias | ARG  | -17 M | 920,79 | 823,53 | 941,67 | 2685,99 |
| 3 (57) | DUPLAN-FRIBOURG Pol | FRA  | -17 M | 881,19 | 794,12 | 880,56 | 2555,87 |
| 4 (23) | MELNIK Stsiapan | BLR  | -17 M | 811,88 | 890,27 | 680,56 | 2382,71 |
| 5 (6) | ZOHAR Patricio | ARG  | -17 M | 871,29 | 624,43 | 797,22 | 2292,94 |
| 6 (74) | BISSETTI Bryan | ITA  | -17 M | 762,38 | 471,72 | 877,78 | 2111,88 |
| 7 (60) | ROUSSELOT Nicolas | FRA  | -17 M | 990,10 | 493,21 | 580,56 | 2063,87 |
| 8 (18) | GSCHIEL Alexander | AUT  | -17 M | 841,58 | 676,47 | 533,33 | 2051,38 |
| 9 (41) | JARAMILLO E. Federico | COL  | -17 M | 1000,00 | 512,44 | 502,78 | 2015,22 |
| 10 (10) | KELLY Levi | AUS  | -17 M | 683,17 | 623,30 | 700,00 | 2006,47 |
| 11 (116) | BUTTERFIELD Zachary | *USA  | -17 M | 851,49 | 342,76 | 780,56 | 1974,81 |
| 12 (30) | LUCAS Carter | CAN  | -17 M | 792,08 | 417,42 | 750,00 | 1959,50 |
| 13 (13) | SCIACCA Ryan | AUS  | -17 M | 752,48 | 365,38 | 836,11 | 1953,97 |
| 14 (22) | LAPKOUSKI Kiryl | BLR  | -17 M | 752,48 | 664,03 | 527,78 | 1944,29 |
| 15 (121) | KELLER Blake | USA  | -17 M | 772,28 | 187,78 | 977,78 | 1937,84 |
| 16 (82) | DE URIARTE Rodrigo | MEX  | -17 M | 891,09 | 461,54 | 583,33 | 1935,96 |
| 17 (25) | PETRENKO Stefan | BLR  | -17 M | 633,66 | 462,67 | 838,89 | 1935,22 |
| 18 (7) | CHRISTIE Bailey | AUS  | -17 M | 841,58 | 487,56 | 591,67 | 1920,81 |
| 19 (92) | GIBSON Will | NZL  | -17 M | 722,77 | 233,03 | 886,11 | 1841,91 |
| 20 (111) | FILARETOV Damir | UKR  | -17 M | 653,47 | 581,45 | 508,33 | 1743,25 |
| 21 (28) | EDWARDS Josh | CAN  | -17 M | 742,57 | 213,80 | 733,33 | 1689,70 |
| 22 (38) | LABRA Martin | CHI  | -17 M | 544,55 | 872,17 | 225,00 | 1641,72 |
| 23 (31) | MCCORMICK Noah | CAN  | -17 M | 910,89 | 366,52 | 361,11 | 1638,52 |
| 24 (43) | VERSWYVEL G. Martin | COL  | -17 M | 742,57 | 303,17 | 502,78 | 1548,52 |
| 25 (65) | ROBINSON Marcus | GBR  | -17 M | 722,77 | 345,02 | 405,56 | 1473,35 |
| 26 (95) | SHIRLEY Zac | NZL  | -17 M | 534,65 | 375,57 | 558,33 | 1468,55 |
| 27 (85) | OTERO Mauricio Jr. | MEX  | -17 M | 574,26 | 481,90 | 377,78 | 1433,94 |
| 28 (66) | SCUTT Oli | GBR  | -17 M | 693,07 | 256,79 | 436,11 | 1385,97 |
| 29 (50) | DONATIU VIÑAS Pablo | ESP  | -17 M | 752,48 | 186,65 | 391,67 | 1330,80 |
| 30 (29) | KRAUS Sean | CAN  | -17 M | 89,11 | 675,34 | 466,67 | 1231,12 |
| 31 (52) | PREGEL BOLLMAN Alex | ESP  | -17 M | 742,57 | 306,56 | 166,67 | 1215,80 |
| 32 (93) | HAMILTON Blake | NZL  | -17 M | 742,57 | 165,16 | 250,00 | 1157,73 |
| 33 (64) | JAYS Danny | GBR  | -17 M | 742,57 | 195,70 | 186,11 | 1124,38 |

 Chief Judge
 Felipe LEAL

 Homologator
 Candido MOZ

 Scorer
 Muriel FROMIAU