







Under 14 Girls Slalom Results

Homologation: Ranking List

	Name	Team	Kvalifisering	Finale
1	Jonstad Anniken	Moelv 	4,00/49	4,00/49
2	Nytroen Astrid	Moelv 	1,50/49	0,50/46
3	Skar Selma	Moelv 	5,00/43	4,00/43







Under 14 Boys Slalom Results

Homologation: Ranking List

	Name	Team	Kvalifisering	Finale
1	Bergsodden Adrian	Moelv 	2,00/52	2,50/52
2	Syversen Theo	Lillehammer 	3,50/37	4,00/46
3	Oglænd Jorgen Eide	Stavanger 	1,00/37	1,00/37




Under 17 Girls Slalom Results

Homologation: Ranking List

	Name	Team	Kvalifisering	Finale
1	Handegaard Nora	Ullensaker 	1,00/55/13.00	5,00/55/14.25
2	Stokke Nora	Skien 	5,00/55/16.00	4,00/55/14.25
3	Borge Julie	Slåstad 	2,00/55/14.25	2,00/55/14.25
4	Stalheim Kaja	Slåstad 	3,50/55/18.25	2,00/55/16.00
5	Sektnan Bakli Agathe	Slåstad 	5,00/55/18.25	5,00/55/18.25
6	Sorlie Grendel Sofie-Amalie	Slåstad 	2,00/55/18.25	3,00/55/18.25
7	Nyborg Malin	Enebakk 	5,00/52	5,50/52
8	Skjelvik Eira	Slåstad 	1,50/52	4,00/52
9	Carolin Sigrid	Lillehammer 	3,00/49	
9	Oglænd Maren	Stavanger 	3,00/49	
11	Black Charlotte	Enebakk 	3,00/43	
12	Kvisla Emma Christine	Slåstad 	0,50/37	
13	Bergsodden Aurora	Moelv 	0,00/37	
13	Syversen Luna	Lillehammer 	0,00/37	




Under 17 Boys Slalom Results

Homologation: Ranking List

	Name	Team	Kvalifisering	Finale
1	Nereng Magnus	Lillehammer 	3,00/58/16.00	3,00/58/16.00
2	Rambo Kristof Leander Kjolnes	Kvelde 	2,00/46	2,50/46
3	Broen Martin	Slåstad 	3,00/40	3,00/40








Under 21 Women Slalom Results

Homologation: Ranking List

	Name	Team	Kvalifisering	Finale
1	Vang Eline	Kvelde 	2,25/55/13.00	0,50/55/13.00
2	Moss Andrea Brondbo	Slåstad 	4,00/55/14.25	4,50/55/16.00
3	Knapkøien Tuva Larsdatter	Moelv 	4,50/49	3,00/52

Under 21 Men Slalom Results

Homologation: Ranking List

	Name	Team	Kvalifisering	Finale
1	Stalheim Sondre	Slåstad 	3,00/58/12.00	3,50/58/12.00
2	Viker Vemund	Lillehammer 	4,00/58/14.25	5,00/58/14.25
3	Handegaard Haakon	Ullensaker 	3,50/58/14.25	5,50/58/16.00
4	Wigdel Petter	Lillehammer 	2,50/58/13.00	2,50/40
5	Larsen Magnus Kvalheim	Lillehammer 	3,50/58/14.25	1,00/40
6	Stalheim Marius	Slåstad 	5,00/58/18.25	
7	Hjelle Erik Danilo	Enebakk 	4,00/49	
8	Stokke Trym	Skien 	1,00/40	
9	Knapkøien Trym Larsson	Moelv 	DNS	






Over 35 Women Slalom Results

Homologation: Ranking List

	Name	Team	Kvalifisering	Finale
1	Vang Lise	Kvelde 	1,00/55/12.00	4,00/55/13.00
2	Varming Susanne	A&B 	4,50/55/14.25	5,00/55/16.00
3	Kjolnes Mariann	Kvelde 	4,50/52	3,00/55/18.25



Over 35 Men Slalom Results

Homologation: Ranking List

	Name	Team	Kvalifisering	Finale
1	Van Niekerk Andre	Stavanger 	2,00/55/11.25	2,00/55/11.25
2	Dale Espen	Stavanger 	2,00/55/12.00	2,50/55/12.00
3	Haland Ole Magne	Stavanger 	4,00/52	2,00/55/18.25
4	Hvaara Kristian	Kvelde 	DNS	
4	Rio Espen	Stavanger 	DNS	


Over 45 Men Slalom Results

Homologation: Ranking List

	Name	Team	Kvalifisering	Finale
1	Foss Anders	A&B 	2,00/55/10.75	2,00/55/10.75
2	Marthinsen Lars Andreas	A&B 	0,50/55/13.00	3,00/55/12.00



Over 55 Women Slalom Results

Homologation: Ranking List

	Name	Team	Kvalifisering	Finale
1	Finstad Hanne Lotte	Slåstad 	3,00/52/16.00	5,50/52


Over 55 Men Slalom Results

Homologation: Ranking List

	Name	Team	Kvalifisering	Finale
1	Hallberg Hans Niklas	A&B 	2,50/37	2,00/55/12.00
2	Gjertsen Espen	Enebakk 	2,00/55/14.25	1,00/55/13.00


Over 65 Men Slalom Results

Homologation: Ranking List

	Name	Team	Kvalifisering	Finale
1	Johnsen Lasse Vidar	Slåstad 	4,00/52/14.25	0,50/52/14.25


Over 70 Men Slalom Results

Homologation: Ranking List

	Name	Team	Kvalifisering	Finale
1	Lilleberg Audun	Svorken 	2,00/52/14.25	2,00/52/14.25



Under 14 Boys Tricks Results

Homologation: Ranking List

	Name	Team	Kvalifisering	Finale
1	Syversen Theo	Lillehammer 	20	20




Under 17 Girls Tricks Results

Homologation: Ranking List

	Name	Team	Kvalifisering	Finale
1	Stokke Nora	Skien 	1400	1550
2	Borge Julie	Slåstad 	910	790
3	Stalheim Kaja	Slåstad 	700	700
4	Nyborg Malin	Enebakk 	790	620
5	Handegaard Nora	Ullensaker 	530	370
6	Black Charlotte	Enebakk 	260	290
7	Kvisla Emma Christine	Slåstad 	180	
8	Syversen Luna	Lillehammer 	70	
9	Sektnan Bakli Agathe	Slåstad 	40	
10	Skjelvik Eira	Slåstad 	DNS	



Under 17 Boys Tricks Results

Homologation: Ranking List

	Name	Team	Kvalifisering	Finale
1	Nereng Magnus	Lillehammer 	840	1250
2	Rambo Kristof Leander Kjolnes	Kvelde 	1240	870
3	Broen Martin	Slåstad 	290	410









Under 21 Women Tricks Results

Homologation: Ranking List

	Name	Team	Kvalifisering	Finale
1	Vang Eline	Kvelde 	1440	2030
2	Moss Andrea Brondbo	Slåstad 	170	230



Under 21 Men Tricks Results

Homologation: Ranking List

	Name	Team	Kvalifisering	Finale
1	Stalheim Sondre	Slåstad 	3330	2910
2	Larsen Magnus Kvalheim	Lillehammer 	1230	2440
3	Stalheim Marius	Slåstad 	930	1490
4	Stokke Trym	Skien 	1410	1330
5	Handegaard Haakon	Ullensaker 	920	840
6	Viker Vemund	Lillehammer 	890	
7	Hjelle Erik Danilo	Enebakk 	730	
8	Wigdel Petter	Lillehammer 	0	


Over 35 Women Tricks Results

Homologation: Ranking List

	Name	Team	Kvalifisering	Finale
1	Vang Lise	Kvelde 	2320	2930
2	Kjolnes Mariann	Kvelde 	950	1150


Over 35 Men Tricks Results

Homologation: Ranking List

	Name	Team	Kvalifisering	Finale
1	Dale Espen	Stavanger 	240	260


Over 55 Women Tricks Results

Homologation: Ranking List

	Name	Team	Kvalifisering	Finale
1	Finstad Hanne Lotte	Slåstad 	840	770


Over 55 Men Tricks Results

Homologation: Ranking List

	Name	Team	Kvalifisering	Finale
1	Gjertsen Espen	Enebakk 	1250	990


Over 65 Men Tricks Results

Homologation: Ranking List

	Name	Team	Kvalifisering	Finale
1	Johnsen Lasse Vidar	Slåstad 	770	670



Over 70 Men Tricks Results

Homologation: Ranking List

	Name	Team	Kvalifisering	Finale
1	Lilleberg Audun	Svorken 	230	500

Under 14 Boys Jump Results

Homologation: Ranking List

	Name	Team	Kvalifisering	Finale
1	Bergsodden Adrian	Moelv 	17,8m	17,8m
2	Syversen Theo	Lillehammer 	10,5m	10,8m



Under 17 Girls Jump Results

Homologation: Ranking List

	Name	Team	Kvalifisering	Finale
1	Stalheim Kaja	Slåstad 	27,9m	25,5m
2	Stokke Nora	Skien 	19,3m	19,6m
3	Sektnan Bakli Agathe	Slåstad 	13,9m	15,2m
4	Black Charlotte	Enebakk 	12,3m	12,4m
5	Handegaard Nora	Ullensaker 	0,00m	
5	Nyborg Malin	Enebakk 	0,00m	
5	Syversen Luna	Lillehammer 	0,00m	



Under 17 Boys Jump Results

Homologation: Ranking List

	Name	Team	Kvalifisering	Finale
1	Rambo Kristof Leander Kjolnes	Kvelde 	28,5m	27,8m
2	Nereng Magnus	Lillehammer 	17,9m	20,0m









Under 21 Women Jump Results

Homologation: Ranking List

	Name	Team	Kvalifisering	Finale
1	Vang Eline	Kvelde 	30,3m	29,6m
2	Moss Andrea Brondbo	Slåstad 	10,2m	10,5m



Under 21 Men Jump Results

Homologation: Ranking List

	Name	Team	Kvalifisering	Finale
1	Stalheim Sondre	Slåstad 	47,1m	45,1m
2	Wigdel Petter	Lillehammer 	32,9m	35,1m
3	Larsen Magnus Kvalheim	Lillehammer 	32,5m	32,5m
4	Stokke Trym	Skien 	30,5m	30,5m
5	Stalheim Marius	Slåstad 	29,7m	30,1m
6	Handegaard Haakon	Ullensaker 	22,4m	
7	Viker Vemund	Lillehammer 	20,1m	
8	Knapkøien Trym Larsson	Moelv 	DNS	


Over 35 Women Jump Results

Homologation: Ranking List

	Name	Team	Kvalifisering	Finale
1	Vang Lise	Kvelde 	28,6m	29,2m
2	Kjolnes Mariann	Kvelde 	25,9m	26,9m


Over 35 Men Jump Results

Homologation: Ranking List

	Name	Team	Kvalifisering	Finale
1	Dale Espen	Stavanger 	16,0m	16,6m


Over 65 Men Jump Results

Homologation: Ranking List


	Name	Team	Kvalifisering	Finale
1	Johnsen Lasse Vidar	Slåstad 	27,5m	26,8m

Over 70 Men Jump Results








Homologation: Ranking List

	Name	Team	Kvalifisering	Finale
1	Lilleberg Audun	Svorken 	27,9m	27,1m



Under 14 Boys Overall Results

	Name	Team	Slalom	Tricks	Jump	
1	Syversen Theo	Lillehammer 	378,38	3,02	134,28	515,68



Under 17 Girls Overall Results

	Name	Team	Slalom	Tricks	Jump	
1	Stalheim Kaja	Slåstad 	625,00	67,05	535,90	1227,95
2	Stokke Nora	Skien 	725,00	148,47	323,08	1196,55
3	Handegaard Nora	Ullensaker 	762,50	50,77		813,27
4	Sektnan Bakli Agathe	Slåstad 	587,50	3,83	210,26	801,59
5	Nyborg Malin	Enebakk 	518,75	75,67		594,42
6	Black Charlotte	Enebakk 	262,50	27,78	138,46	428,74
7	Syversen Luna	Lillehammer 		6,70		6,70








Under 17 Boys Overall Results

	Name	Team	Slalom	Tricks	Jump	
1	Nereng Magnus	Lillehammer 	614,46	103,73	249,52	967,71
2	Rambo Kristof Leander Kjolnes	Kvelde 	246,99	102,90	412,67	762,56



Under 21 Women Overall Results

	Name	Team	Slalom	Tricks	Jump	
1	Vang Eline	Kvelde 	703,39	180,28	437,15	1320,82
2	Moss Andrea Brondbo	Slåstad 	655,37	20,43	65,67	741,47


Under 21 Men Overall Results

	Name	Team	Slalom	Tricks	Jump	
1	Stalheim Sondre	Slåstad 	751,35	264,92	569,60	1585,87
2	Larsen Magnus Kvalheim	Lillehammer 	621,62	194,11	362,22	1177,95
3	Wigdel Petter	Lillehammer 	675,68		399,15	1074,83
4	Stalheim Marius	Slåstad 	508,11	118,54	328,12	954,77
5	Handegaard Haakon	Ullensaker 	621,62	73,19	218,75	913,56
6	Viker Vemund	Lillehammer 	637,84	70,80	186,08	894,72
7	Stokke Trym	Skien 	10,81	112,17	333,81	456,79


Over 35 Women Overall Results

	Name	Team	Slalom	Tricks	Jump	
1	Vang Lise	Kvelde 	905,41	488,33	639,77	2033,51
2	Kjolnes Mariann	Kvelde 	608,11	191,67	573,49	1373,27


Over 35 Men Overall Results

	Name	Team	Slalom	Tricks	Jump	
1	Dale Espen	Stavanger 	805,88	23,42	178,77	1008,07

Over 65 Men Overall Results

	Name	Team	Slalom	Tricks	Jump	
1	Johnsen Lasse Vidar	Slåstad 	764,71	256,67	833,33	1854,71

Over 70 Men Overall Results

	Name	Team	Slalom	Tricks	Jump	
1	Lilleberg Audun	Svorken 	735,29	166,67	845,45	1747,41

Chief Judge
Lilleberg StianHomologator
Kvisla Knut EinarScorer
Kvisla Knut Einar